

ISSN 2181-8622

Manufacturing technology problems



Scientific and Technical Journal Namangan Institute of Engineering and Technology

INDEX  COPERNICUS
INTERNATIONAL

**Volume 10
Issue 4
2025**



NamMTI ILMIY-TEXNIKA JURNALI TAHRIR HAY'ATI A'ZOLARI

Bosh muharrir: f-m.f.d., prof. O.O. Mamatkarimov

Bosh muharrir o'rinbosari: k.f.d., prof. O.K. Ergashev

TEXNIKA FANLARI (PAXTA, TO'QIMACHILIK VA YENGIL SANOAT)

- | | | |
|------------------------------|---|--|
| 1. Prof. Dr. Metin ÇOLAK | – | Ege Universiteti, Turkiya |
| 2. Prof. Dr. Suneel KATERIYA | – | Javoharlal Nehru Universiteti, Hindiston |
| 3. Prof. Dr. Muradov RUSTAM | – | Namangan To'qimachilik Sanoat Instituti |
| 4. Prof. Dr. Obidov AVAZBEK | – | Namangan Muhandislik-Texnologiya Instituti |
| 5. Prof. Dr. Maxkamov ANVAR | – | Namangan Muhandislik-Texnologiya Instituti |
| 6. Prof. Dr. Azizov SHUXRAT | – | Namangan Muhandislik-Texnologiya Instituti |
| 7. Dr. Qorabayev SHERZOD | – | Namangan Muhandislik-Texnologiya Instituti |

TEXNIKA FANLARI (QISHLOQ XO'JALIGI VA OZIQ-OVQAT TEXNOLOGIYALARI)

- | | | |
|------------------------------------|---|--|
| 1. Prof. Dr. Sakina BINTU ABDULLAH | – | Malaya Universiteti, Malayziya |
| 2. Prof. Dr. Abdalova GULISTAN | – | Taraz davlat universiteti, Qozog'iston |
| 3. Prof. Dr. Xudayberdiyev ABSALOM | – | Namangan muhandislik-texnologiya instituti |
| 4. Prof. Dr. Merganov AVAZXON | – | Namangan muhandislik-texnologiya instituti |
| 5. Prof. Dr. Sherquziyev DONIYOR | – | Namangan muhandislik-texnologiya instituti |
| 6. Prof. Dr. Qanoatov XAYRULLO | – | Namangan muhandislik-texnologiya instituti |
| 7. Prof. Dr. Mamatov SHERZOD | – | Toshkent shahridagi Vebster Universiteti |

TEXNIKA FANLARI (MEXANIKA VA MASHINASOZLIK)

- | | | |
|--|---|--|
| 1. Dr. Jaclyn SHARP | – | Pittsburg Universiteti, AQSH |
| 2. Prof. Dr. Aleksey KAZINSKY | – | Saratov davlat texnologiya universiteti, Rossiya |
| 3. Akad. Prof. Zaynobbiddinov SIROJIDDIN | – | Andijon Davlat Universiteti |
| 4. Prof. Dr. Usmanov PAZLITDIN | – | Namangan muhandislik-texnologiya instituti |
| 5. Prof. Dr. Matkarimov PAXRIDDIN | – | Namangan muhandislik-texnologiya instituti |
| 6. Prof. Dr. Sharibayev NOSIRJON | – | Namangan muhandislik-texnologiya instituti |
| 7. Prof. Dr. Erkaboyev ULUG'BEK | – | Namangan muhandislik-texnologiya instituti |

KIMYO FANLARI (KIMYO VA KIMYOVIY TEXNOLOGIYALAR)

- | | | |
|---------------------------------|---|---|
| 1. Prof. Dr. Abel SANTOS | – | Porto Universiteti, Portugaliya |
| 2. Prof. Dr. Junli YANG | – | Lanzhou kimyoviy fizika instituti, Xitoy |
| 3. Akad. Prof. Namazov ShaFOAT | – | O'zR FA Umumiy va Noorganik Kimyo instituti |
| 4. Prof. Dr. Botirov ERKIN | – | O'zR FA O'simlik Moddalar Kimyosi Instituti |
| 5. Prof. Dr. Akbarov HAMDAM | – | O'zbekiston Milliy Universiteti |
| 6. Prof. Dr. Nurmanov SUVANKUL | – | O'zbekiston Milliy Universiteti |
| 7. Prof. Dr. Salihanova DILNOZA | – | O'zR FA Umumiy va Noorganik Kimyo instituti |
| 8. Prof. Dr. Kattayev NURIDDIN | – | O'zbekiston Milliy Universiteti |
| 9. Prof. Dr. Sultonov PO'LATJON | – | Geologiya fanlari universiteti |

TA'LIMDA ILG'OR PEDAGOGIK TEXNOLOGIYALAR

- | | | |
|--------------------------------|---|--|
| 1. Prof. Dr. Paul TIKALSKY | – | Oklahoma Davlat Universiti, AQSH |
| 2. Dr. David Leffler | – | Liberty Universiteti, AQSH |
| 3. Prof. Dr. Wen-Jian ZHANG | – | Zhejiang Universiteti, China |
| 4. Prof. Ergashev SHARIBBOY | – | Namangan Muhandislik-Qurilish Instituti |
| 5. Prof. Dr. Musayev JAHONGIR | – | OFIV |
| 6. Prof. Dr. Eshbayeva ULBOSIN | – | Namangan Muhandislik-Texnologiya Instituti |
| 7. Prof. Dr. Xoshimova DILDORA | – | Namangan Muhandislik-Texnologiya Instituti |

IQTISODIYOT FANLARI

- | | | |
|----------------------------------|---|--|
| 1. Dr. Biral MERCAN | – | Necmettin Erbakan Universiteti, Turkiya |
| 2. Dr. Orsolya KATONA | – | Miskolc Universiteti, Vengriya |
| 3. Prof. Dr. Soliyev AHMADJON | – | Namangan Muhandislik-Texnologiya Instituti |
| 4. Prof. Dr. Saidboyev ShERMIRZA | – | Namangan Muhandislik-Texnologiya Instituti |
| 5. Prof. Matkarimov KAMOLIDDIN | – | Namangan Muhandislik-Texnologiya Instituti |
| 6. Dr. Bustonov MANSUR | – | Namangan Muhandislik-Texnologiya Instituti |
| 7. Dr. Rashidov RAKHMATILLA | – | Namangan Muhandislik-Texnologiya Instituti |

Muharrirlar guruhi

O. Kazakov, B. Xolmirzayev, A. Mirzaev, Sh. Maksudov,
A. Tursunov, O. R. Qodirov (mas'ul muharrir)



**EDITORIAL BOARD OF SCIENTIFIC AND TECHNICAL JOURNAL OF NAMANGAN
INSTITUTE OF ENGINEERING AND TECHNOLOGY**

Chief Editor: Prof. Dr. O.O.Mamatkarimov

Deputy Editor-in-chief: Prof. Dr. O.K. Ergashev

TECHNICAL SCIENCES (COTTON, TEXTILE AND LIGHT INDUSTRY)

- | | | |
|------------------------------|---|---|
| 1. Prof. Dr. Metin ÇOLAK | – | <i>Ege University, Turkey</i> |
| 2. Prof. Dr. Suneel KATERIYA | – | <i>Jawaharlal Nehru University, India</i> |
| 3. Prof. Dr. Muradov RUSTAM | – | <i>Namangan Institute of Textile Industry</i> |
| 4. Prof. Dr. Obidov AVAZBEK | – | <i>Namangan Institute of Engineering and Technology</i> |
| 5. Prof. Dr. Makhamov ANVAR | – | <i>Namangan Institute of Engineering and Technology</i> |
| 6. Prof. Dr. Azizov SHUXRAT | – | <i>Namangan Institute of Engineering and Technology</i> |
| 7. Dr. Korabaev SHERZOD | – | <i>Namangan Institute of Engineering and Technology</i> |

TECHNICAL SCIENCES (AGRICULTURE AND FOOD TECHNOLOGIES)

- | | | |
|------------------------------------|---|---|
| 1. Prof. Dr. Sakina BINTU ABDULLAH | – | <i>Malaya University, Malaysia</i> |
| 2. Prof. Dr. Abdalova GULISTAN | – | <i>Taraz State University, Kazakhstan</i> |
| 3. Prof. Dr. Xudayberdiyev ABSALOM | – | <i>Namangan Institute of Engineering and Technology</i> |
| 4. Prof. Dr. Merganov AVAZXON | – | <i>Namangan Institute of Engineering and Technology</i> |
| 5. Prof. Dr. Sherkuziyev DONIYOR | – | <i>Namangan Institute of Engineering and Technology</i> |
| 6. Prof. Dr. Kanoatov XAYRULLO | – | <i>Namangan Institute of Engineering and Technology</i> |
| 7. Prof. Dr. Mamatov SHERZOD | – | <i>Webster University in Toshkent</i> |

TECHNICAL SCIENCES (MECHANICS AND MECHANICAL ENGINEERING)

- | | | |
|---|---|---|
| 1. Dr. Jaclyn SHARP | – | <i>Pittsburg University, USA</i> |
| 2. Prof. Dr. Aleksey KAZINSKY | – | <i>Saratov State Technical University, Russia</i> |
| 3. Acad. Prof. Zaynobiddinov SIROJIDDIN | – | <i>Andijan State University</i> |
| 4. Prof. Dr. Usmanov PAZLITDIN | – | <i>Namangan Institute of Engineering and Technology</i> |
| 5. Prof. Dr. Matkarimov PAXRIDDIN | – | <i>Namangan Institute of Engineering and Technology</i> |
| 6. Prof. Dr. Sharibaev NOSIRJON | – | <i>Namangan Institute of Engineering and Technology</i> |
| 7. Prof. Dr. Erkaboiev ULUGBEK | – | <i>Namangan Institute of Engineering and Technology</i> |

CHEMICAL SCIENCES (CHEMISTRY AND CHEMICAL TECHNOLOGIES)

- | | | |
|---------------------------------|---|---|
| 1. Prof. Dr. Abel SANTOS | – | <i>Porto University, Portugal</i> |
| 2. Prof. Dr. Junli YANG | – | <i>Lanzhou Institute of Chemical Physics, China</i> |
| 3. Akad. Prof. Namazov ShaFOAT | – | <i>Institute of General and Inorganic Chemistry of the ASRU</i> |
| 4. Prof. Dr. Botirov ERKIN | – | <i>Institute of Chemistry of Plant Substances of the ASRU</i> |
| 5. Prof. Dr. Akbarov HAMDAM | – | <i>National University of Uzbekistan</i> |
| 6. Prof. Dr. Nurmanov SUVANKUL | – | <i>National University of Uzbekistan</i> |
| 7. Prof. Dr. Salihanova DILNOZA | – | <i>Institute of General and Inorganic Chemistry of the ASRU</i> |
| 8. Prof. Dr. Kattaev NURIDDIN | – | <i>National University of Uzbekistan</i> |
| 9. Prof. Dr. Sultonov POLATJON | – | <i>University of Geological Sciences</i> |

TA'LIMDA ILG'OR PEDAGOGIK TEXNOLOGIYALAR

- | | | |
|--------------------------------|---|---|
| 1. Prof. Dr. Paul TIKALSKY | – | <i>Oklahoma State University, USA</i> |
| 2. Dr. David Leffler | – | <i>Liberty University, USA</i> |
| 3. Prof. Dr. Wen-Jian ZHANG | – | <i>Zhejiang University, China</i> |
| 4. Prof. Ergashev ShARIBBOY | – | <i>Namangan Institute of Engineering and Construction</i> |
| 5. Prof. Dr. Musaev JAHONGIR | – | <i>MHESIRU</i> |
| 6. Prof. Dr. Eshbaeva ULBOSIN | – | <i>Namangan Institute of Engineering and Technology</i> |
| 7. Prof. Dr. Xoshimova DILDORA | – | <i>Namangan Institute of Engineering and Technology</i> |

IQTISODIYOT FANLARI

- | | | |
|---------------------------------|---|---|
| 1. Dr. Biral MERCAN | – | <i>Necmettin Erbakan University, Turkey</i> |
| 2. Dr. Orsolya KATONA | – | <i>Miskolc University, Hungary</i> |
| 3. Prof. Dr. Soliev AHMADJON | – | <i>Namangan Institute of Engineering and Technology</i> |
| 4. Prof. Dr. Saidboev SHERMIRZA | – | <i>Namangan Institute of Engineering and Technology</i> |
| 5. Prof. Matkarimov KAMOLIDDIN | – | <i>Namangan Institute of Engineering and Technology</i> |
| 6. Dr. Bustonov MANSUR | – | <i>Namangan Institute of Engineering and Technology</i> |
| 7. Dr. Rashidov RAKHMATILLA | – | <i>Namangan Institute of Engineering and Technology</i> |

Editorial team

O. Kazakov, B. Xolmirezayev, A. Mirzaev, Sh. Mahsudov,
A. Tursunov, O. Kodirov (Executive editor)



ANALYSIS OF OIL DUST RELEASED DURING PROCESSING OF METAL SURFACES UNDER LABORATORY CONDITIONS

KHURMAMATOV ABDUGAFFOR

Professor, Almalyk branch of TSTU, Tashkent, Uzbekistan
Phone.: (0893) 768-2701, E-mail.: gafuri_19805@mail.ru

BOYTURAYEV SARVAR

DSc student, Namanga State Technical University, Namangan, Uzbekistan
Phone.: (0594) 060-8818, E-mail.: sarvar_mr08@mail.ru

**Corresponding author*

Abstract: In this article, in the process of metal surface treatment, in order to cover the metal surface, in laboratory conditions, the process of processing metal heated to a high temperature using motor oils is studied. A laboratory device was used to study this process. Oil-containing gases obtained in laboratory conditions have been studied. The results obtained were compared with the allowable concentration of gases. Absorption cleaning is recommended to retain gases in excess of the permitted rate. The results obtained with the proposed new device were analyzed.

Keywords: metal, oil dust, absorption, metallurgy, gas concentration, concentration, absorber, mass transfer coefficient.

Introduction. The activation of technological processes in ferrous and non-ferrous metallurgy, chemistry, mechanical engineering and other industries in practice serves to increase production volumes, improve quality and reduce costs [1]. These processes mainly use compressed gases, especially air, oil products [2,3,4]. The purification of oil-containing gases emitted into the atmosphere as a result of oiling the metal surface by the absorption method is considered effective. Separation mass transfer processes are widely used in industry and are carried out mainly in column-type apparatuses. Gas mixtures separate For swallowing process wide used [5]. Absorption - gases or couples choose to swallow process gas phase liquid absorbers. Liquid cleaning tool dust swallow what is called. Gas mixtures was swallowed up component absorbent what is called [6]. Physical and chemical processes underlie the technology of oil refining. Calculation, design and control of such processes require knowledge of the physical and chemical properties of oil, gas condensate and their mixtures [7] . In this case, waste gases are formed that are released during the production process. And the resulting gas is purified by the absorption method. Harmful and toxic gases emitted by an enterprise may vary depending on the type of production and the substances used by it. Depending on the characteristics and physico-chemical properties of each off-gas emitted, different types of treatment equipment must be used. For example, off-gases, separated from oil-containing gases, are cleaned by the absorption method, and dry dust is separated by cyclones.

Experimental equipment was created to study the process of capturing oil dust emitted into the atmosphere and its absorption into the environment in metallurgical and metalworking enterprises. The schematic diagram of the equipment is shown in Figure - 1.

The experimental setup (Fig-1) includes a smoke blower 1, an oil evaporation oven 2, a thermometer for measuring the temperature of the attached liquid 3, a heater for evaporating the evaporated liquid 4, evaporating liquid 5, thermometer for measuring the temperature of the generated flue gases 6, chimney 7, glass monometer for measuring hydraulic resistance 8, valve 9, rotameter for measuring gas volume flow 10, for atomizing the gas that has passed through the rotametric nozzle 11, absorber 12 for purification of generated smoke, absorber 13, nozzle for increasing the gas surface 14, gas analyzer for measuring the concentration of SA in the purified gas 15, valve for draining waste liquids 16, branch pipe for the outlet of purified gas 17, temperature controller of the absorber consists of a rheostat 18 for adjusting the temperature of the spiral, coils 19 for heating the absorber, regenerator 20 for regenerating the spent absorber.

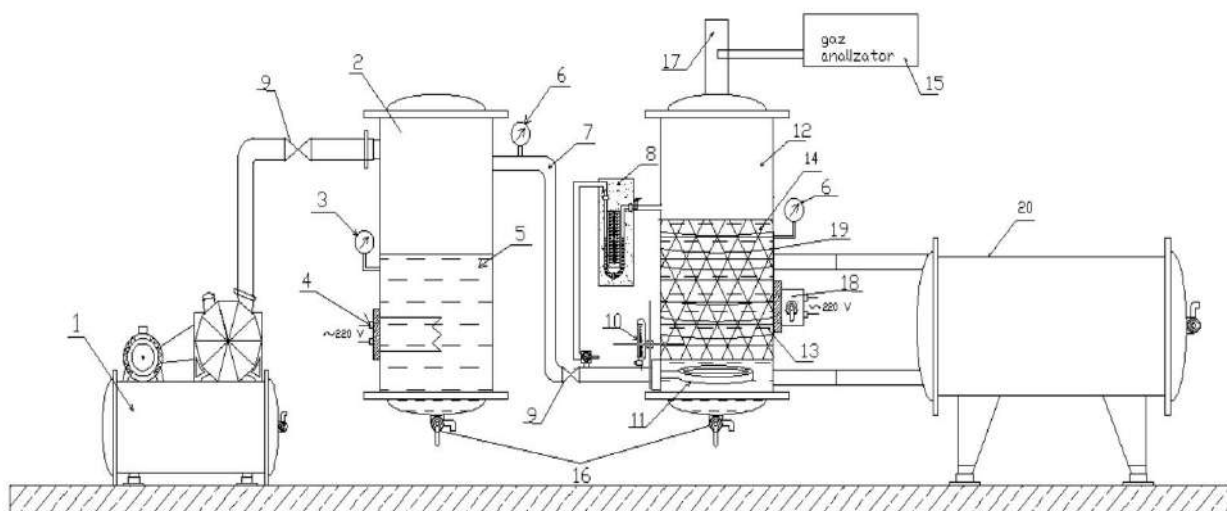


Figure 1. Scheme of the experimental setup for studying the absorption process
 1-compressor; 2-evaporator; 3,6-thermometer (LATR); 4-electric skin; 5-oil; 7-pipe; 8-pressure gauge; 9-valve; 10-rotameter; 11-nozzle; 12-shock absorber; 13-absorbent; 14-nozzle; 15-gas analyzer; 16-valves; 17-pipe; 18-rheostat; 19-spiral; 20-regenerator.

The experimental setup works in the following order. 5 evaporating liquids (T-750, I-20, OE-26) are poured into 2 containers with a volume of 8 liters. The liquid is heated to a temperature of 300-600 °C after 4 tens. The temperature of the resulting smoke is measured by three thermometers. 1 compressor is connected to the steam transmitter to supply smoke to 12 absorbers at the required speed and pressure. To control the parameters of the smoke supplied to the absorber, the chimneys 9 are equipped with

valves. The resulting smoke is sent to 12 absorbers through 11 barbarians. The smoke bubbler passes through the absorber 13. The purified gas that has passed through the absorbent is discharged through pipe 17. Gas analyzer 15 (GX-3R Pro) was used to measure the concentration of purified smoke. 20 are sent to the regenerator to clean the absorber. The temperature of the absorber is controlled by an 18-wire coil.

To place the nozzle on the device, a nozzle tower is made from it and placed on the device.

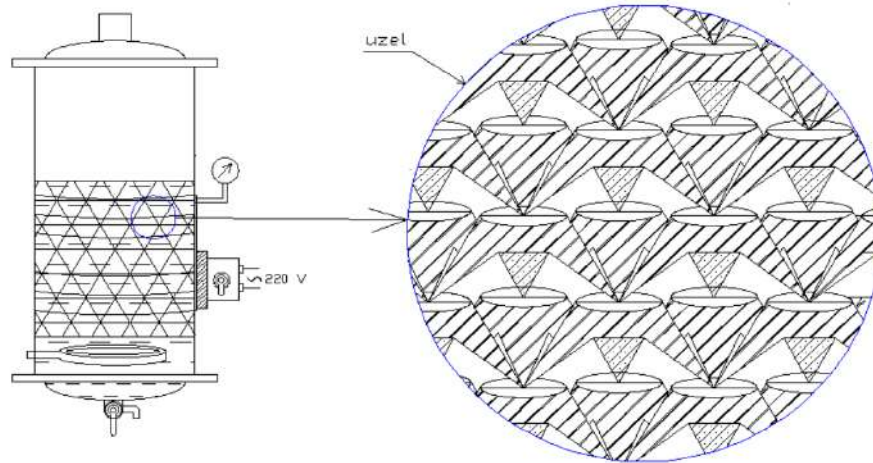


Figure 2. Packed tower to absorber placed appearance

Nozzle tower from the absorber passable gas effect surface increase to work out, to the nozzle to be sent gas effect surface increase to work designed. Before the start of the experiment, the mass of the substances used was measured on an electronic balance model CAS WM' 3000. After the experiment, the used substances are removed from the device. The content and weight of used oil and absorbent are continuously measured. The measurement also takes into account the operating time of the absorbent.

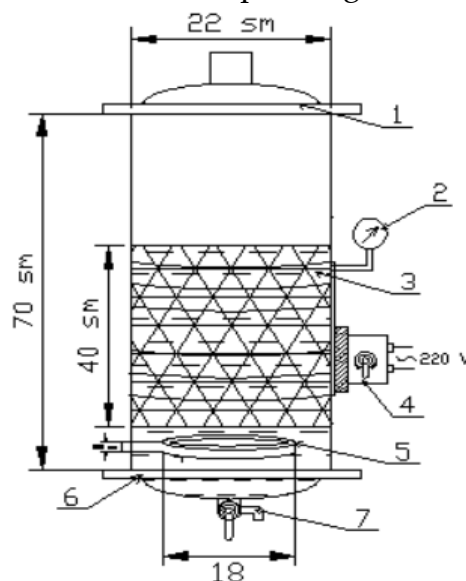


Figure 3. 1-6-cap, 2-thermometer, 3-nozzle, 4-electric tank, 5-bubbler, 7-faucet

The experiment in fig. 2 The absorber is assembled for the main geometrical dimensions of the absorption device as follows: device diameter $D=22$ cm, height $H=70$ cm, nozzle height (changes) $h=20...50$ cm, barbater Diameter $d_1 = 18$ cm, $d_2=10$ cm. The device is designed for the absorption process. A cylindrical metal case and additional devices necessary for the process are connected to it. The body of the absorber 1 consists of a gas holder 3, a monometer 2 connected to it, an electric heater for temperature control 4, a bubbler 5 for passing gas, a cover 6 and a valve for draining liquid 7.

The device works as follows. The gas passed through the bubbler 5 interacts with the absorbent through the nozzle 3 and is ejected after mass transfer. The device temperature is controlled by 4 electric heaters. The pressure in the device is measured by two manometers. The absorber dimensions are calculated depending on the gas volume flow. The nozzle mounted on the absorber is specially designed for gas distribution, and through this device the gas passing through the barbatterry is evenly distributed throughout the volume.

The laboratory device was tested for volume flow ($Q=0,08$ m³/s) · Optimization is done to change the consumption and adjust to the normal operation of the device.

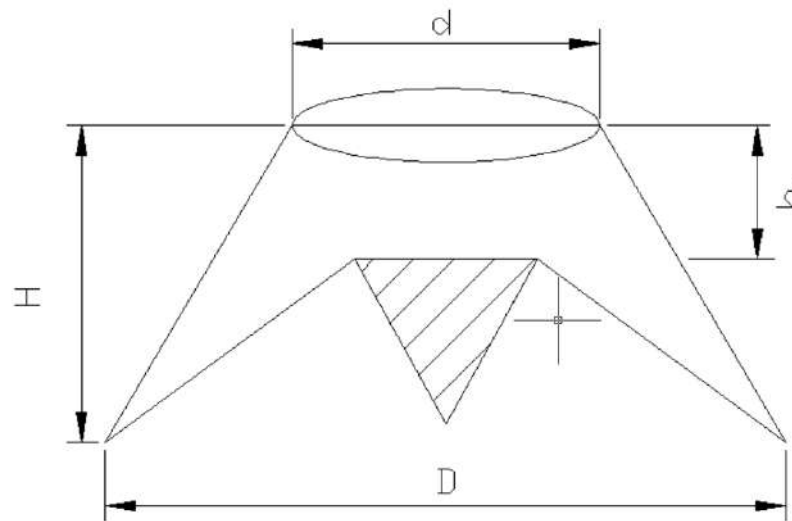


Figure 4. Overview of the nozzle

There are different types of gas distribution nozzles, and each nozzle is selected depending on the working environment and operating conditions of the device. Suggested nozzle lined up in one row and placed on the device. Figure - 4 shows the proposed nozzle. The nozzle size is the optimal size based on experience.

The calculation of the proposed packing is mathematical and is determined experimentally . Taking into account the fact that the nozzle has a conical shape and is made by separating the conical parts, the calculation of the nozzle is based on the calculation of the cone. First, the total volume and the equivalent nozzle diameter were determined. Used from it except the nozzle free size and get wet coefficient experience

way with determined. The results will have the following meaning. A three-base nozzle with a size of 66*66*40 has a comparative surface $\delta=65 \text{ m}^2/\text{m}^3$, free volume $v=0,07 \text{ m}^3/\text{m}^3$, equivalent diameter $d_e=0,0043 \text{ m}$.

Obtained results based on nozzle mass transfer coefficient when determined. Offer made nozzle efficiency to compare for, 50*50*5 people and conical nozzle mass transfer coefficient knocked down.

This for each one nozzle constant pressure and geometrical dimensions one another in the absorber test was carried out. Nozzle height is also equal in the case received one absorber mass transfer coefficient was determined. The mass imparting coefficient is the main one of the parameters considered. it is the process of urine and gas phase between being a physicist chemical processes represents. Physics processes for important was phases little by little effect showing the main value is considered. This for the following consider works to take went [8]. According to the following formula, the nozzle mass to give the coefficient is determined:

$$K_{xf} = \frac{1}{\frac{1}{\beta_{xf}} + \frac{1}{m\beta_{xf}}} \tag{1}$$

Here K_{xf} - mass transfer coefficient, β_{xf} -gas in phase mass transfer coefficient, m - degree indicator, 0.05-4.6 h equals. [9,10,11].

The massing according to the obtained results is shown in Figure 5.3

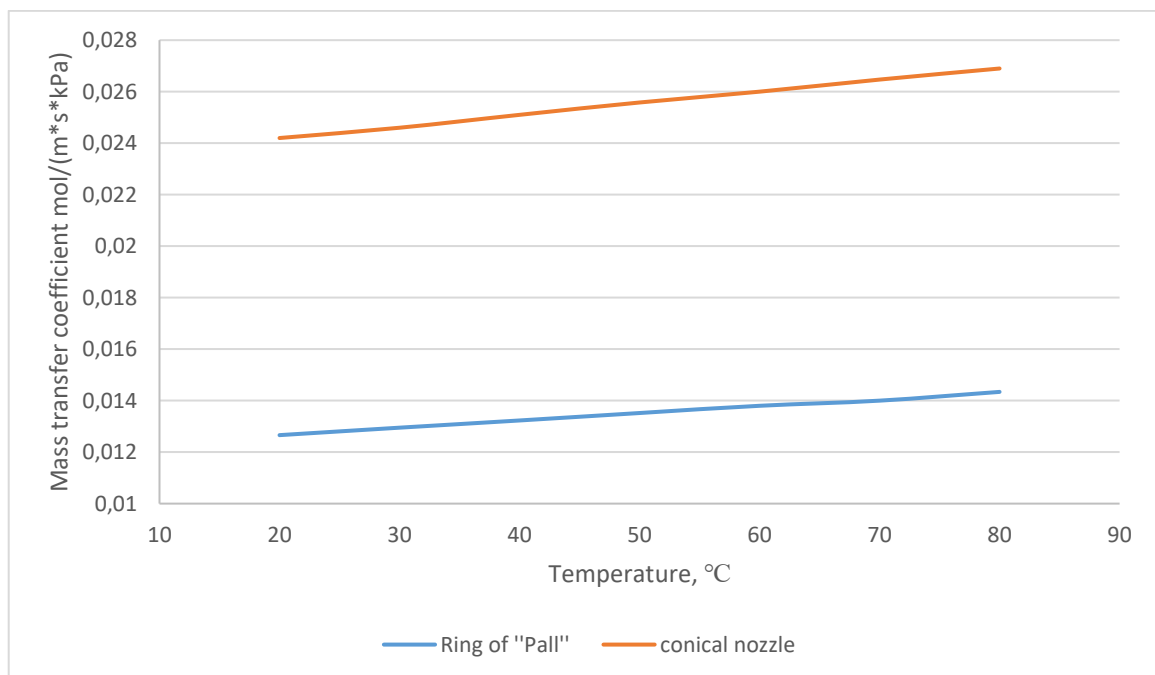


Figure 5 The conical nozzle and the scheme of your rings give a coefficient to the temperature depending on without gas

Conducting mass ratio of each single nozzle shape, type, nozzle made substance characteristics depend experience 20 °C in the working ring when you go mass transfer coefficient $0,01266 \frac{\text{mol}}{\text{m*s*kPa}}$ to equal the point that has been determined. At the same

temperature, the mass transfer coefficient in the proposed conical nozzle is $0.0242 \frac{\text{mol}}{\text{m} \cdot \text{s} \cdot \text{kPa}}$ equal to the fact that it was determined. Obtained results based on the mass to give a coefficient based on the effectiveness of the indicator definition can be this for the following from the formula was used

$$K_{kf} = \frac{N_1 - N_2}{N_1} \quad (2)$$

Here K_{kf} - efficiency coefficient, N_1 - conical nozzle mass give a coefficient of 0.0242, N_2 - Pall ring mass give a coefficient.

At 20 °C mass transfer coefficient I do not know at 47.68% under development high brotherhood has been determined. Set the temperature to 60°C while increasing the mass transfer Pall coefficient is $0.013 \frac{\text{mol}}{\text{m} \cdot \text{s} \cdot \text{kPa}}$ equals it happened Tapered in the nozzle until this figure is $0.026 \frac{\text{mol}}{\text{m} \cdot \text{s} \cdot \text{kPa}}$ equals the fact that was determined.

Discussion and analysis. The experience has been transferred, that's all, it shows that the high viscosity in liquids will have a conical nozzle that will have a large efficiency. From this, in addition to the conical nozzle, the washable gases contained mechanic additives are also effective separate can. To this reason, the conical in the nozzle of the mechanic of the addition catches to remain flat on the surfaces of his absence. neat placed confusion in the nozzle of the mechanic adding the device to the bottom drowned without a separate is taken. The experience of high viscosity was transferred to have in industrial oil OE-26 went to take. Process physicist absorption method to do the process is considered.

Conclusion. Summary when doing so to say, now the high-temperature operating devices of the heavy machine industry, asphalt work to produce factories, food cooking in their branches to heat up as a result of other oil and organic supplements separate out. It is organic oily powders at low temperatures condensation as a result of the surroundings to the environment and the industry of the enterprise that's all determined from the norms of applause goes. These oil cleaning for absorption process is considered to be effective. Above in the article in the industry separable greasy dust laboratory method of harvest, made and environmental standards based cleaning for an efficient device, the proposal is made. Oils are an efficient cleaning to ensure that the absorption from the process has been used. Absorbers work performance to increase for the conical nozzle was created. Its effectiveness has been compared with. Comparison as a result of the new nozzle work performance of 47.68% (mass. give coefficient on) to the same thing that was determined. The suggestion made by the device greasy dust absorption in the process of an effective device is that the above from experience own confirmation found.

References

1. Okonsky I.C., Process I apparatus oxygen I cryogenic production [Text] / I.S. Okonsky.- M., Mashinostroenie, 1985. - 256 p.

2. Kalinin, N.V. Air supply systems for industrial enterprises [Text] / N.V. Kalinin, I.A. Kabanova, V.A. Galkovsky, V.M. Kostyuchenko. - Smolensk, Smolensk branch of MPEI (TU): 2005y.- 122 p.
3. Stark, S.B. Blowers and vacuum plants in ferrous metallurgy [Text] / S.B. Stark, L.N. Belyanchikov. - M., Metallurgy: 1971. - 264 p.
4. A.N. Planovsky, P.I. Nikolaev. Technologies of Processes and Apparatuses of Chemical and Petroleum Engineering. -M.: Publishing House of Chemistry, 2007. 493 p.
5. Massachusetts Adlivankina, M.N. Greyhounds. Calculation of absorption plants. Three. settlement, GOUVPO "MGUS". - M, 2006, 65 p.
6. Glagoleva O.F., Kapustin V.M., Gulmisaryan T.G. I am a Doctor of Oil Refining Technology. In 2 parts. Part one. Primary oil processing / Ed. FROM. Glagoleva and V.M. Kapustin. - M.: Chemistry, Kolos, 2006. - 400 p.
7. Nurmukhamedov H, S., Temirov O. Sh., Turobzhonov S.M., Yusopbekov N.R., Zakirov S.G., Tadzikhodzhaev Z.A., Gases again work technology, process and devices- T: "Science And technologies", 2016, 856 p.
8. Pavlov K. F., Ramankov P. G., Noskov N. N., Examples and tasks in the course of processes and apparatuses of chemical technology. - Lel in the city: "Chemistry", 1987, 577 p.
9. Yusopbekov N.R., Nurmukhamedov Ch,S., Zakirov S.G., chem. technologies basic process And devices. Science and technologies ", 2015, 451 p.
10. Dytnersky Y.I. Chemical technology of processes and apparatuses, vol. 1-2. - M.: Chemistry, 1995, -768 p.
11. Ramm V.M. absorption gas. - M.: Chemistry, 1976. 656 p.

C O N T E N T S

TECHNICAL SCIENCES: COTTON, TEXTILE AND LIGHT INDUSTRY

Saloxiddinova M.	3
Improving the separator design to prevent cotton fiber loss.	
Juraeva G.	9
Optimizing cotton fiber quality during the production process.	
Mamadaliyev F.	16
Analysis of problem in the aerodynamic system of cottonseed linting equipment in cotton processing plants.	
Kozokov S.	23
Conducting experiments with newly designed saw gin ribs in the cotton cleaning process for different cotton varieties.	
Usmonov I., Abdullajonov S.	30
Methods and results for determining the parameters and operating modes of irradiating watermelon seeds with ultraviolet rays.	
Majidov A.	36
Theoretical foundations of the technological parameters of a straight-flow fiber separation device.	
Rahmatova S.	44
Scientific approach to considering properties in the design of garments made from knitted fabrics.	
Rahmatova S.	48
Technology for obtaining knitted fabrics from various raw materials.	
Turaboyev G.	54
Methodology for determining the tribotechnical properties of structural materials interacting with raw cotton.	

TECHNICAL SCIENCES: AGRICULTURE AND FOOD TECHNOLOGIES

Khurmamatov A., Boyturayev S.	58
Results of industrial water treatment from mechanical impurities.	
Khurmamatov A., Alimardonov Kh., Akhmedova K.	65
Two-stage installation for deep air purification from fine-dispersed solid particles.	
Mamatusmonova D., Mamatov Sh.	73
Technical characteristics of the use of vibrating conveyors for drying rosa caninas.	
Toshboyeva S., Dadamirzayev M.	79
Physicochemical properties of a functional sauce for fish canned products.	

Saribayeva D., Maxmudova D.	
Study of protein–lipid composition in food products.	83
Gulomkhojaeva N., Zokirova M.	
Study of polyphenolic compounds in jujube (<i>Ziziphus jujuba</i> mill.) grown in Uzbekistan.	88
Gulomkhojaeva N., Zokirova M.	
Investigation of the amino acid composition in black and white mulberry (<i>Morus nigra</i> L. and <i>Morus multicaulis</i> Perr.) varieties.	94
Kadirov A., Vokosov Z.	
New technology for growing microorganisms of the <i>Bacillus</i> sp, <i>Rhizobium</i> sp, <i>Azotobacter</i> sp.	101
Rakhimova G.	
Development of an effective technology for producing soy milk from local soy raw materials, studying its composition and physical and chemical properties	107

CHEMICAL SCIENCES

Khabibullaev J., Shomurotov Sh.	
Oxidation of various cellulose containing materials using the $\text{HNO}_3/\text{H}_3\text{PO}_4\text{-NaNO}_2$ system.	112
Nuritdinov A., Abdullaev O.	
Technical parameters and energy efficiency of an oil sludge processing unit	122
Okhundadaev A.	
Study of the effect of various factors on the synthesis of vinyl esters of wine acids	127
Usmonova Z.	
Effectiveness analysis of thermally and steam activated plum seed adsorbents	133
Kaxarova M.	
Technological scheme for extracting naphthalene from pyrolysis oil by the extraction (phase separation) method	139
Oribzhonov M., Bektemirov A., Arislanov A., Azizov V.	
Method for producing biosuperphosphate fertilizers containing humic compounds	143
Erkinov R., Soliyev M., Arislanov A.	
Synthesis of sulfur containing organic compounds by reaction of thiol-en and thiol-in	151
Yusupov M., Nuritdinov A.	
Elemental analysis of carboxyl-modified copper phthalocyanine pigment	156

Nuritdinov A.	
Thermal analysis of carboxyl-modified cobalt and calcium metal phthalocyanine pigments	162

Isakov B.	
Development and study of an anti-caking additive to improve the physico-mechanical properties of ammonium nitrate	168

TECHNICAL SCIENCES: MECHANICS AND MECHANICAL ENGINEERING

Gulamova D., Bobokulov S., Eshonkulov E.	
Resistance and voltage anomalies above 200k bscco synthesized by solar technology	173

Kutbidinov O., Abdullabekov D., Usmonov D., Xushbakov M.	
Analytical and experimental model for assessing the depreciation rate of transformer oil based on physicochemical factors	182

Obidov A., Abdurasulov A.	
Basis of implementation of resource-effective shaft production	188

Utaev S.	
Calculation of oil change intervals in diesel-based gas engines	193

Isomiddinov A.	
Derivation of differential equations for spindle oscillation in a system of rectangular coordinates	200

Dedakhanov A.	
Determination of fuel consumption for drying cotton raw materials	209

Atambaev D.	
Difference of the individual yarns in the composition of a wrapped yar on the quality of the yar and determination of acceptable values of the main factors affecting their production	215

Rokhmonov D., Sulaymonov J.	
Development of a control algorithm for a smart irrigation system based on soil moisture and meteorological data	224

Mamakhonov A., Khikmatillaev I.	
Modeling of a vibratory cleaning device with cosinoidal and sinusoidal shapes in matching the longitudinal and transverse cutting surface	227

Soliyev A.	
Theoretical study and characteristics of yarns in the production of circular knit fabrics	239

Nomanov M.

With improved blade mixer results of research work on the development of the 5lp linter **246**

Lastochkin P.

The influence of carding parameters optimization on the useful time coefficient of a rotor spinning machine **259**

Mirzaakbarov A.

Improving the efficiency of the ginning process to enhance fiber quality **260**

ADVANCED PEDAGOGICAL TECHNOLOGIES IN EDUCATION

Abdumanonov A.

Enhancing the methodology for applying intelligent control systems in the teaching of technical sciences **265**

Makhmudov Z.

Increasing students' activity and knowledge level using test assignments **271**

ECONOMICAL SCIENCES

Sarimsakov B., Mirzabdullayev R.

The role of contemporary HR technologies in improving business performance **275**
