

ISSN 2181-8622

Manufacturing technology problems



Scientific and Technical Journal Namangan Institute of Engineering and Technology

INDEX  COPERNICUS
I N T E R N A T I O N A L

**Volume 9
Issue 4
2024**



EFFICIENT SEPARATION OF FIBERS FROM SAW TEETH IN THE NEWLY DESIGNED GIN MACHINE

MIRZAKARIMOV MIRSHAROFFIDDIN

PhD, Namangan Institute of Engineering and Technology, Namangan, Uzbekistan

Phone.: (0899) 398-0645, E-mail.: mirzakarimovmirsharoffiddin@gmail.com

Abstract: The article examines several models of the device for efficient air separation of fibers from a gin machine's saw teeth, analyzes them both theoretically and practically, tests the suggested device for efficient air separation of fibers from a gin machine's saw teeth, and develops a new design based on the findings. A simulation of the new design is carried out following the identification of the effective parameters for enhancing the air separation of fibers from a gin machine's saw teeth.

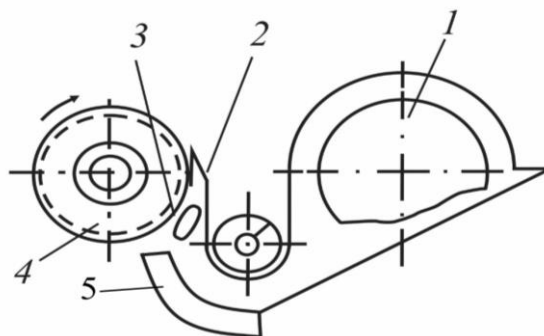
Keywords: Raw material, saw cylinder, impact force, air chamber, fiber damage, air, fiber quality analysis, seed, fiber, saw teeth, Gin machine.

Introduction. In the working chamber, the saw teeth of the saw cylinder draw fiber from the raw material shaft consisting of cotton, pull the fiber through the slits of the grate, and the process of separating the fiber from the seed occurs. Fiber adjacent to the saw teeth is removed from the saw teeth using a removal device. [1]

One of the main technical requirements when removing fiber is to completely remove the fiber from the saw teeth and transfer the fiber to the take-up pipe. If the fiber is not completely removed from the saw teeth by the removal device, the remaining fiber on the saw teeth is transported back to the working chamber and the re-ginning process occurs.

According to the method of removing fiber from the saw teeth, removal devices are divided into removing fiber from the saw teeth using a rotating brush drum and removing fiber from the saw teeth using an air stream. In this case, the air flow is directed from the nozzle slot to the teeth of the saw cylinder. The method of removing fibers using air is divided into two types: inflate and suction.[2] Air fiber output devices are divided into upper and lower fiber output devices according to the type of design.

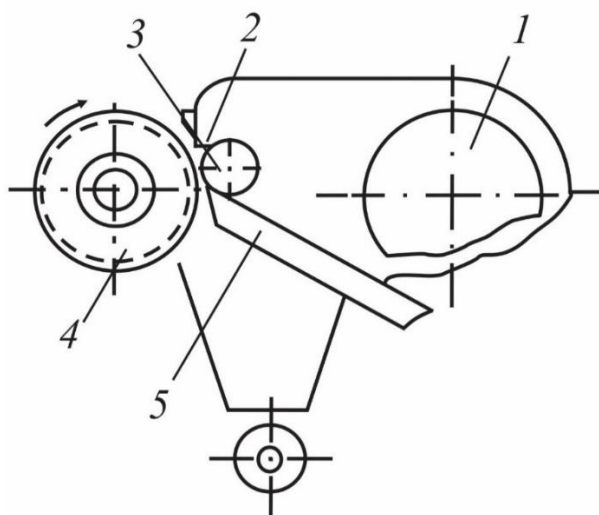
Material and methods. The cotton industry had long relied on brush-type cotton gins, but the high operating costs and unreliability of the brush drum forced designers to look for better methods of removing fiber from saw teeth. Leading US industrial companies remove fibers from saw teeth using a rotating brush [3].



1-Fig. Scheme of removing fiber from the bottom of the saw cylinder.

1-air supply chamber, 2-slotted nozzle, 3-guide, 4-saw, 5-fiber reception pipeline

The most common method in the construction of modern ginning machines is the method of removing fiber from the top of the nozzle. But in order to reduce the waste of fiber removal air flow, the fiber effective removal method is considered to the fiber in the lower state of the nozzle (Figure 1).[4]



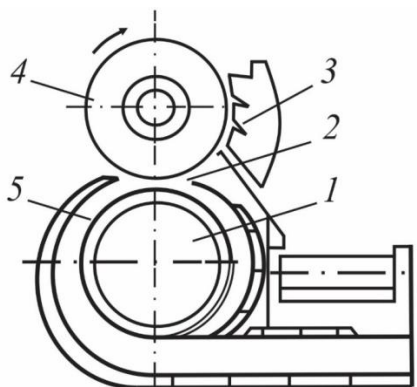
2-Fig. Scheme of removing fiber from the top of the saw cylinder.

1- air supply chamber, 2- slotted nozzle, 3- guide, 4- saw, 5-fiber reception pipeline

In the study of air-assisted fiber removal devices, the inflate and suction methods of removing fiber from the saw teeth of the saw cylinder were tested. Experimental studies and calculations have shown that the energy consumption increases significantly (from 0.88 to 21 kW) when comparing fiber removal with suction air. and the air consumption for removing the fiber increases (from 0.45). 2.0m³/sec for each gin), so in the existing constructions of cotton ginning plants, mainly air flow blowing devices are used [5].

In 2-figure shows, the devices for removing fiber from saw teeth. The air sent by the pneumatic system is delivered to the air chamber. The fiber is transferred to the removal chamber 1, the air flow from it through the slotted nozzle 2 and the guide part 3 moves in this direction and is directed to the saw teeth 4. the fiber is removed from the saw teeth by the air stream and sent to the receiving pipe 5 [6].

In figure 4 shows the device for removing the fiber from the saw cylinder. Air supplied to the chamber is sent by the pneumatic system. Fiber removal is carried out from the air blowing chamber 1, the air flow from it through the ring nozzle 2 is directed to the saw teeth, the air adjuster 3 adjusts the air pressure, the fiber adjacent to the saw teeth 4 is taken out of the working chamber and directed from the saw teeth due to a significant difference in the speed of the air flow. the fiber is removed by the air flow and sent to the receiving ring tube 5[7].



3-Fig. The device for removing the fiber from the saw cylinder.

1-air supply chamber, 2-ring nozzle, 3-air adjuster, 4-saw, 5-fiber receiving pipe

Research results. An air jet fiber removal device is classified as an ejection device. In order to fully ensure the removal of fiber from the saw teeth, it is ensured by creating an ejection state.[8] In the fiber removal zone, two air streams are observed: the active air stream is supplied from the air chamber through the nozzle slot, and the ejector is sent from the gap between the saw cylinder to the fiber removal zone. Both streams mix to form the working air stream, which is sent along with the fiber to the intake pipe.[9]

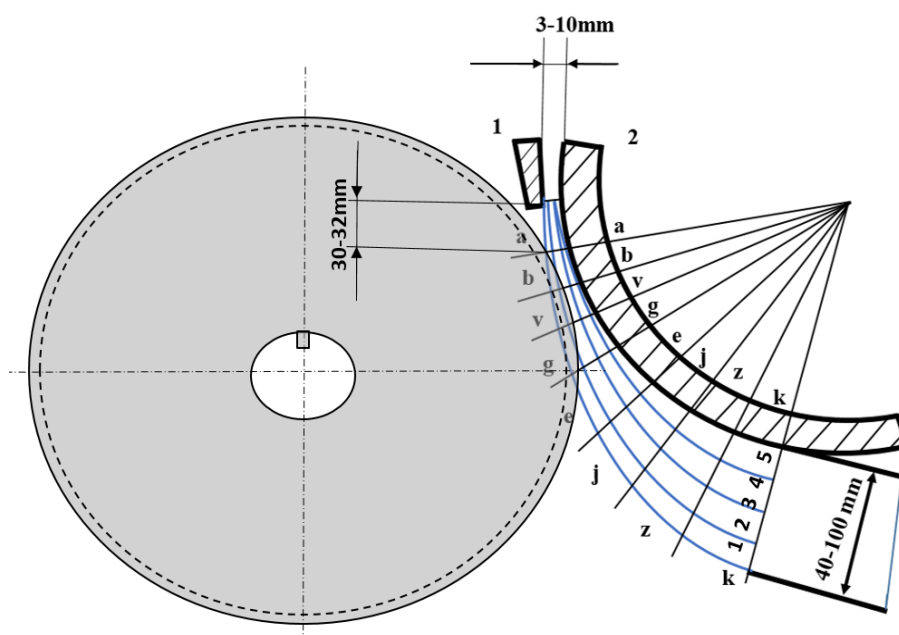


Fig. 4. Scheme of separating fiber

1-nuzzle; 2-konstruktion of air flow; (a-a, b-b..... k - k- shears static pressure; 1, 2, 3, 4, 5-the direction of the air flow along the lines)

Here, lines 1-5 of the static pressure profiles describe the operating modes of air-assisted fiber stripping. The ejection boundary is a pipe that receives air from the guide

nozzle in the open part of the air extraction device, where active air flow and ejection air flow are mixed.[10] The process of mixing these streams continues at the beginning of the intake pipeline. In the air chamber, the air is under static pressure in the nozzle slot. When the air moves through the nozzle slot, the air stream is compressed at the tip of the nozzle, its speed increases, and after the air stream exits the slot, the pressure in it decreases sharply and is released in the fiber removal zone [11].

The efficiency of the fiber removal device with the help of air flow depends on the width of the nozzle opening, the active flow rate, the contact time of the saw teeth of the saw cylinder with the working air flow, the length and curvature of the guide part, the ejection coefficient, the shape and location of the opening of the intake pipe. [12].

The width of the nozzle slot depends on the active air flow consumption and fiber removal efficiency. In order to reduce the air consumption and improve the mixing process of the active air flow and the injection air flow, it is desirable to have the smallest value of the air flow exit slot width, but the experience has shown that if the slot width is less than 4 mm, the saw teeth of the fiber normal removal is disturbed. [13]

When the width of the hole exceeds 6 mm, the air consumption by the active stream increases and the air suction from the gap between the saws in the saw cylinder increases, therefore, in the existing designs of devices for removing fiber from the saw teeth, the width of the nozzle slot is taken up to 5-5.5 mm .[14]

The distance between the surface of the nozzle guide edge and the minimum gap between the teeth of the saw cylinder is 30-32 mm. To ensure the normal state of fiber extraction, the current of active fiber extraction must be $V_c=55 \div 60$ m/sec. If the flow active fiber removal current is $V_c<55$ m/sec, then the fiber removal is partially impaired and the fiber removal rate from the saw teeth decreases. The length of the zone of intensive fiber removal is $L = 89$ mm, and the time spent by the saw teeth in the zone of intensive contact is 0.0113 s for the existing designs of devices with a lower position of removal from the saw cylinder saw teeth. For the existing designs of the devices with saw cylinder removal above the saw teeth, the length of the intensive fiber removal zone is $L = 56$ mm and the time is 0.0071 sec [15].

The removal device in the lower position from the saw cylinder saw teeth provides the best cleaning of fiber removal, which is explained by the extended zone of active fiber removal and the long time of the saw teeth in it. When designing air-assisted fiber removal devices, it is necessary to try to increase the active contact time of the saw teeth with the working air stream [16].

We determine the diameter of the turning cylinder

$$d = \frac{Re \cdot \nu}{v_c}; \quad (1)$$

ν — Kinematic viscosity of air at air temperature of 25° C $\nu=1,56$;

v_c — Airflow velocity in the nozzle slot.

With a large value of the Reynolds number $Re = 5 \cdot 10^3$ we can find the maximum value of the diameter of the nozzle:

$$d_{max} = \frac{5 \cdot 10^3 v}{v_c} = 130mm \quad (2)$$

However, the negative pressure on the surface of the tilting cylinder and at the mouth of the intake pipe can change or eliminate the separation point of the airflow [17]. Taking the Reynolds number for the plate as $Re = 2 \cdot 10^3$, we can determine the minimum value of the diameter of our tilting cylinder [18].

$$d_{min} = \frac{2 \cdot 10^3 v}{v_c} = 80mm \quad (3)$$

Approximate diameter of the guide cylinder

$$d_{cp} = \frac{d_{max} + d_{min}}{2} = 105mm \quad (4)$$

As the d_{cp} decreases, the cleaning effect can be expected to increase due to the increase in centrifugal forces, so the diameter size should be taken closer to the minimum value.[19]

The ejection coefficient is determined by the following ratio.

$$K_{\exists} = \frac{Q_{\exists}}{Q_c} \quad (5)$$

Q_{\exists} i Q_s — the amount of air released in the separating zone and supplied to the separating zone by active flow.[20]

Research results analysis. According to research, the ejection coefficient for normally adjusted exhaust devices is $Ke = 1.9 \div 2$ for the lower exhaust, and $K_{\exists} = 1.5 \div 1.6$ for the upper one.

The discharge capacity of existing devices, as can be seen from these data, is extremely high, which significantly increases the need for filter surfaces necessary for exhaust air treatment [21]. The air spray system showed a result of 53 meters/second at a distance of 45 mm to the notch 5 mm saw.

The air-push system showed 49 meters/second at a distance of 65 mm to the notch 5 mm saw.

The air spray system showed a result of 33 meters / second when the distance to the slot 5 mm saw was 85 mm.

Modeling of air blowing chamber and fiber receiving chamber

We determine the surface of the inlet pipe $b=250mm \times h=250mm = 25cm \times 25cm$

$$S = 25 \times 25 = 625cm^2$$

We determine the surface of the exit slot $b=1500mm \times h=5mm = 150cm \times 0.5cm$

$$S = 150cm \times 0.5cm = 75cm^2$$

Characteristics of the VTS-10 ventilator

The fan speed is 1500 metr/min

Pressure $P=1800Pa$

Work volume $L=3450m^3/hour$

$$v_k = \frac{L}{(3600 \cdot b \cdot h)} = \frac{3450}{(3600 \cdot 0,25 \cdot 0,25)} = 15,33metr \ sec$$

$$v_{CH} = \frac{L}{(3600 \cdot b \cdot h)} = \frac{3450}{(3600 \cdot 1,5 \cdot 0,005)} = 127metr \ sec$$

We are completely satisfied with the characteristics of the VTS-10 fan, since the air blowing system and the intake system are two sets in our new construction gin machine.

Conclusion: The air spray system showed a result of 53 meters/second at a distance of 45 mm to the notch 5 mm saw. The air-push system showed 49 meters/second at a distance of 65 mm to the notch 5 mm saw. The air spray system showed a result of 33 meters / second when the distance to the slot 5 mm saw was 85 mm. We extended the intake pipe from the fan to allow air to flow through the air intake slot at a speed of 63 meters per second, and we achieved a high pressure build-up in the air intake system. In our new construction machine, the air blowing system collects the air flow coming from the fan through a rectangular tube of $b=250\text{mm} \times h=250\text{mm}$ and collects it in the whole air blowing system through a slot with a size of $S=150\text{cm} \times 0.5\text{cm}= 75\text{cm}^2$. sends The air flow comes out of the slot of the air blowing system at a speed of 63 meters per second and removes the fiber from the saw teeth and transfers it to the air intake system. In this case, we take the diameter of the guide pipe as 105 mm.

Reference

1. Zengxiao Cai, Abu Naser Md Ahsanul Haque, Renuka Dhandapani, Maryam Naebe, Impact of variability of cotton gin trash on the properties of powders prepared from distinct mechanical approaches, Powder Technology, Volume 413, 2023, <https://doi.org/10.1016/j.powtec.2022.118045>
2. Azizov Shuhrat Mamatovich, Simulation of the strength of a frame of a new Design acm gin machine under the influence of external forces. Science and innovation international scientific journal volume 2 Issue 7 july 2023 UIF-2022: 8.2 | ISSN: 2181-3337 <http://scientists.uz/view.php?id=5021>
3. Axmedxodjaev Xamid Tursunovich, Azizov Shuxrat Mamatovich, "Staticheskiy analiz napryajennogo sostoyaniya odnosilindrnogo i dvuxsilindrnogo pilnogo djina" Scientific-technical journal (FarPI ITJ, NTJ FerPI, 2017, T.1, №1) 50-55 bet.
4. Matthew S.V. Pauley, Jan Hodel, Chapter 4 - Gin, Academic Press, 2023, Pages 75-102, <https://doi.org/10.1016/B978-0-12-822443-4.00010-4>.
5. Azizov Shuhrat Mamatovich The stress simulation for find priority to the forces and loads for rib for preparation new design ginning machine, Science and innovation international scientific journal volume 2 Issue 7 july 2023 UIF-2022: 8.2 | ISSN: 2181-3337 <https://zenodo.org/record/8193248>
6. Amare Abuhay, Wassie Mengie, Tamrat Tesfaye, Gemed Gebino, Million Ayele, Adane Haile, Derseh Yillie, Opportunities for New Biorefinery Products from Ethiopian Ginning Industry By-products: Current Status and Prospects, Journal of Bioresources and Bioproducts, Volume 6, Issue 3, 2021, Pages 195-214, <https://doi.org/10.1016/j.jobab.2021.04.001>.
7. Azizov Shuhrat Mamatovich "Calculation Energy of Efficiency New Ginning Machine" Engineering Vol.14 No.4, April 29, 2022 <https://doi.org/10.4236/eng.2022.144016>

8. William H. Phillips, Profitability and factory-based cotton gin production in the antebellum south, *Explorations in Economic History*, Volume 44, Issue 2, 2007, Pages 242-254, ISSN 0014-4983, <https://doi.org/10.1016/j.eeh.2006.01.001>.
9. Azizov Shuhrat Mamatovich Yangi konstruksiyadagi jin mashinasi ishchi kamerasing hajmini va arrali silidrlarni kamerada joylashuvini o'zgarishiga qarab paxta tolasini va chigitni shikastlovchi kuchlarni taxlili, Xorazm ma'mun akademiyasi axborotnomasi ISSN 2091-573X VOLUME-8-1/2023, <https://www.mamun.uz/bulletin>
10. Jonn A. Foulk, Roy B. Dodd, David McAlister, David Chun, Danny E. Akin, Herb Morrison, Flax-cotton fiber blends: Miniature spinning, gin processing, and dust potential, *Industrial Crops and Products*, Volume 25, Issue 1, 2007, Pages 8-16, ISSN 0926-6690, <https://doi.org/10.1016/j.indcrop.2006.05.001>.
11. Azizov Shuhrat Mamatovich, Sardorbek Isroilov, Jamoliddin Abdurakhimov, Shokir Turgunov "The Definition Technological Parametres of One Chamber Two Saw Cylinders Gin" Latest Trends in Textile and Fashion Designing vol, issue 1, 17pages ISSN: 2637-4595. <http://dx.doi.org/10.32474/LTTFD.2018.01.000105>
12. Azizov Shuhrat Mamatovich, Muhammadjonov Muhiddin. "Results of the exit of average length fiber cotton on primary factories with different saw gins" // *Universum: технические науки : научн. журн.* 2021. 6(87)
13. Azizov Shuhrat Mamatovich, Farhod Uzoqov, Alijonov Shermuhammad, Ahmadjon Hasanov and Mirsharofiddin Mirzakarimov (2022) "Calculation of Cost-Effectiveness of Molds Made of Aluminum, MDF and Steel" / *Engineering*, 14, 320-328. <https://doi.org/10.4236/eng.2022.148025>
14. Azizov Shuhrat Mamatovich, Farhod Uzoqov, Alijonov Shermuhammad, Ahmadjon Hasanov and Mirsharofiddin Mirzakarimov (2022) "Statically Analysis of the Stress State of Saw Gins Consisting of 90,100,110,120, 130 Saws". *Engineering*, 14, 329-338. <https://doi.org/10.4236/eng.2022.148026>
15. Azizov Shuhrat Mamatovich "The Energy Effective Method of Modeling and Manufacturing of New Profile Teeth of Saw". *Journal of Textile Science & Engineering* ISSN: 2165-8064. 2017 vol.7 issue1 10 pages
16. Azizov Shuhrat Mamatovich, Farhod Uzoqov, Mirshoroffiddin Mirzakarimov and Oybek Usmanov "Analysis of Namangan 77 cotton in production line with different saw gins for short fiber yield" *E3S Web Conf.*, 273 (2021) 07021 <https://doi.org/10.1051/e3sconf/202127307021>
17. Azizov Shuhrat Mamatovich, Muhammadaminhon Ibrohimov, Farhod Uzoqov and Mirshoroffiddin Mirzakarimov/ "The modelling and introductions of new type ribs of lattice of the two cylinder of gin" *E3S Web Conf.*, 273 (2021) 07020 <https://doi.org/10.1051/e3sconf/202127307020>
18. Azizov Shuhrat Mamatovich, Farhod Uzoqov, "Yangi konstruksiyadagi jinda tolaning shikastlanishi bo'yicha Excelda statistic taxlil" 2022 yil 19-20 oktabr kunlari Namangan muhandislik-texnologiya institutida "STATISTIKA va uning tatbiqlari" VI Xalqaro ilmiy konferensiyasi 400-403 bet

19. Azizov Shuhrat Mamatovich, Uzoqov Farxodjon “Kolosnik modelini loyihalash” 2022 yil 19-20 oktabr kunlari Namangan muhandislik-texnologiya institutida “STATISTIKA va uning tatbiqlari” VI Xalqaro ilmiy konferensiyasi 400-403 bet.

20. Azizov Shuhrat Mamatovich Yangi konstrukziyadagi jin mashinasida pnevmatik yiritmasini modellashtirish. Namangan muxandislik texnologiya instituti “To’qimachilik va yengil sanoatda innovatsion texnologiyalarni joriy qilish istiqbollari” Xalqaro ilmiy-amaliy anjuman to’plami., 2023 yil 16-17 may, 1-tom 112-116 bet.

21. Azizov Shuhrat Mamatovich Yangi konstrukziyadagi jin mashinasida pnevmatik yiritmasini modellashtirish. Namangan muxandislik texnologiya instituti “To’qimachilik va yengil sanoatda innovatsion texnologiyalarni joriy qilish istiqbollari” Xalqaro ilmiy-amaliy anjuman to’plami., 2023 yil 16-17 may, 1-tom 112-116 bet

CONTENTS

PRIMARY PROCESSING OF COTTON, TEXTILE AND LIGHT INDUSTRY

| | |
|--|-----------|
| Korabayev Sh. | 3 |
| From street traffic to space: innovations in autonomous vehicles | |
| Egamov N. | 10 |
| Investigation of vertical forced vibration in the longitudinal - vertical plane of a binder that softens the crush between cotton rows | |
| Khamraeva S., Kadirova D., Davlatov B. | 15 |
| Determination of alternative technological factors for the production of functional fabric with a complex structure | |
| Khamraeva S., Kadirova D., Daminov A. | 21 |
| Designing fabrics for a given stretchability | |
| Kuliyev T., Rozmetov R., Tuychiev T., Sharipov Kh. | 28 |
| The effect of the angle of heat agent supply to the drying - cleaning equipment on cotton quality and cleaning efficiency of the equipment | |
| Abdujabbarov M., Alieva D., Karimov R. | 35 |
| Determination of the influence of the length of the tested yarn samples on their mechanical characteristics | |
| Jurayeva M., Nabidjonova N. | 41 |
| Research on physical and mechanical properties of fabric selected for special clothing of preschool children | |
| Yangiboev R., Allakulov B., Gulmirzayeva S. | 45 |
| Studying the alternative technological factors of the loom in the production of textiles based on basalt yarn | |
| Ganikhanov Kh., Mavlyanov A., Abdusamatov A., Mirzaumidov A. | 55 |
| Analysis of the maintechnologicalparameters of the condenser | |
| Mavlyanov A., Mirzaumidov A. | 60 |
| The scientific basis of the lightened shaft | |
| Elmanov A., Mirzaumidov A. | 69 |
| Modeling of laser processingof thin-walled steel gears | |
| Nurillaeva Kh., Mirzaumidov A. | 77 |
| Cotton cleaner with multifaceted grates | |
| Ganikhanov Kh., Mavlyanov A., Abdusamatov A., Mirzaumidov A. | 83 |
| The equation of motion of cotton fiber in the condenser | |
| Khuramova Kh., Xoshimxojaev M. | 89 |
| Progressive method of cotton regeneration | |

| | |
|--|-----------|
| Abdulkarimova M., Lutfullaev R., Usmanova N., Mahsudov Sh. | 94 |
| Evaluation of aestheticity of women's dress models based on deep learning models | |

GROWING, STORAGE, PROCESSING AND AGRICULTURAL PRODUCTS AND FOOD TECHNOLOGIES

| | |
|--|------------|
| Zufarov O., Isroilova Sh., Yulchiev A., Serkayev K. | 101 |
| Theoretical aspects of obtaining oxidation-stable vegetable oils | |
| Toshboyeva S., Dadamirzaev M. | 110 |
| Filling sauces for canned fish and their layer kinetics | |
| Atamirzaeva S., Saribaeva D., Kayumova A. | 115 |
| Prospects for the use of rose hips in food technology | |
| Turgunpolatova Sh. | 121 |
| Study of the quality of fruit pastela products | |
| Sultanov S. | 126 |
| Analysis of experiments on the process of deodorization of vegetable oil using floating nozzles | |
| Adashev B. | 132 |
| Physical-chemical analysis of oil taken from seeds of safflower | |
| Ismailov M. | 137 |
| Influence of surface layer thickness on hydraulic resistance of the device | |
| Khurmamatov A., Boyturayev S., Shomansurov F. | 142 |
| Detailed analysis of the physicochemical characteristics of distillate fractions | |
| Madaminova Z., Khamdamov A., Xudayberdiyev A. | 154 |
| Preparing peach seed for oil extraction and improving oil extraction through pressing | |
| Aripova K. | 162 |
| Methods of concentration of fruit juices and their analysis | |
| Djuraev Kh., Urinov Sh. | 168 |
| Theoretical and experimental study of the crack formation device in the shell of apricot kernels | |

CHEMICAL TECHNOLOGIES

| | |
|---|------------|
| Urinboeva M., Abdikamalova A., Ergashev O., Eshmetov I., Ismadiyarov A. | 175 |
| Study of the composition and main characteristics of petroleum oils and their emulsions | |
| Tursunqulov J., Kutlimurotova N. | 182 |
| Application of 1-(2-hydroxy-1-naphthoazo)-2-naphthol-4-sulfo acid in amperometric determination of scandium ion | |
| Kucharov A. | 191 |

| | |
|---|-----|
| Development of coal enrichment and gas extraction technology for the use of construction materials industrial enterprises | |
| Abdulkhaev T., Mukhammadjonov M., Mirzarakhimova F. | |
| Isotherm of benzene adsorption and differential heat of adsorption on AgZSM-5 zeolite | 198 |
| Vladimir L., Eshbaeva U., M.Ergashev | |
| Innovative environmental packaging for separating storage of two components, allowing to extend the lifetime without preservatives | 204 |
| Kodirov O., Ergashev O. | |
| Energetics of adsorption of water molecules to aerosol | 212 |
| Yusupov K., Erkabaev F., Ergashev D., Rakhimov U., Numonov M. | |
| Synthesis of melamine-formaldehyde resins modified with n-butanol | 219 |
| Ergashev O., Abdikamalova A., Bakhronov Kh., Askarova D., Xudoyberdiyev N., Mekhmonkhonov M., Xolikov K. | |
| Thermodynamics of Congo red dye adsorption processes on mineral and carbon adsorbents | 228 |
| Ergashev O., Maxmudov I. | |
| Water vapor adsorption isotherm in zeolites regenerated by microwave thermoxidation method | 235 |
| Jumaeva D., Zaripbaev K., Maxmudov F. | |
| The elements and oxide content of the chemical composition of the feldspar | 242 |
| MECHANICS AND ENGINEERING | |
| Khudoyberdiev U., Izzatillaev J. | |
| Analysis of research on small wind energy devices | 249 |
| Atajonova S. | |
| Mathematical model of system analysis of technological processes in the form of key principles for effective decision-making | 258 |
| Kuchkarbayev R. | |
| Mathematical modeling of heat transfer through single-layer and multi-layer cylindrical walls in buildings and structures | 264 |
| Atambaev D. | |
| Difference in the length of individual yarn composition of twisted mixed yarn and comparative analysis of single-thread elongation deformations | 269 |
| Abdullayev S. | |
| Modeling the functionalities of an automated system for managing movement in the air | 276 |
| Turakulov A. | |
| Describing computational domains in applications for solving three-dimensional problems of technological processes | 285 |
| Mamaxonov A. | |

| | |
|--|-----|
| Mathematical model of machine aggregate of tillage equipment process | 293 |
| Khudayberdiyev A. | |
| Technical and economic aspects of processing pyrolysis distillate into motor fuel | 304 |
| Abdurahmonov J. | |
| Research results on the selection of the mesh surface of a lint-cleaning device | 311 |
| Vohidov M. | |
| Development of a program for determining eccentricity by analyzing the magnetic field in the air gap of an asynchronous motor | 319 |
| Utaev S., Turaev A. | |
| Analysis of methods and prospects for application of optical methods for control of working surfaces of cylinder liners of internal combustion engines | 327 |
| Boltabayev B. | |
| Determination of seed damage in the pneumatic transport system by conducting experiments | 335 |
| Azizov Sh., Usmanov O. | |
| Simulation of equation of motion of the new construction gin machine | 339 |
| Sharibaev N., Homidov K. | |
| Theoretical analysis of the coefficient of friction induced by the pressure force of a vertical rope acting from above and below | 347 |
| Aliyev B., Shamshidinov M. | |
| Improvement of the linter machine and development of its working scheme | 356 |
| Mukhametshina E. | |
| Analysis of cotton flow behavior in different pneumatic pipes | 362 |
| Yangiboev R., Allakulov B. | |
| Obtaining and analyzing correlational mathematical models of the sizing process | 369 |
| Mirzakarimov M. | |
| Efficient separation of fibers from saw teeth in the newly designed gin machine | 379 |
| Azambayev M. | |
| Measures to improve the quality of fluff | 387 |
| Abdullayev R. | |
| Scientific innovative development of cotton gining | 392 |
| Kholmiraev F. | |
| Air flow control factors in pneumatic transport device | 397 |
| Sharibaev N., Makhmudov A. | |
| Separation of cotton from airflow in pneumatic transport systems of the cotton industry | 404 |
| Sharibaev N., Mirzabaev B. | |

Effect of steam temperature on yarn moisture regulation in textile industry **410**

Sultanov S., Salomova M., Mamatkulov O.

Increasing the useful surface of the mesh surface **415**

Muhammedova M.

Kinematics of the foot in a healthy person's foot and ankle injury **421**

ADVANCED PEDAGOGICAL TECHNOLOGIES IN EDUCATION

Abdullayev H.

Algorithm for creating structured diagrams of automatic control systems **429**

Kodirov D., Ikromjonova N.

On delayed technological objects and their characteristics **437**

Uzokov F.

Graphing circles, parabolas, and hyperbolas using second-order linear equations in excel **444**

ECONOMICAL SCIENCES

Zulfikarova D.

Issues of developing women's entrepreneurship **449**

Ergashev U., Djurabaev O.

Methods for assessing the effectiveness of waste recycling business activities in the environmental sector **455**
